


Your task is to plan and design a theatre programme for  
***MACBETH.***

You must think carefully about the design and layout  
and what you want the reader of your programme  
to understand about the play.

THE PROGRAMME MUST INCLUDE:

1. Front cover and design that shows something about your version of the play. Try to put some quotes on the front page.
2. A summary of the play - what happens and what the audiences will see on stage - don't tell them everything though - try and keep back some of the twists of the play.
3. Cast list - the characters in the play and the actors you want to play the parts.
4. On the fourth page of your programme you need to have some thing about Shakespeare, a brief history and thanks to the backstage crew.

Try to have a design theme throughout your programme.



## The Witches meet Macbeth

Your task is to work out a presentation of this scene to an audience. You will have to decide what kind of stage you are going to use for your performance (thrust, arena, avenue, proscenium) - and why.



### YOU ARE ALLOWED TO USE:

- one prop
- one piece of furniture or scenery (that can be carried)
- one item of costume.

These are some of the questions that you will have to ask yourselves. Try out different answers and see which work best.

- How do the characters enter?
- Where are the characters on the stage? Are they standing or sitting?
- Who is s/he speaking to?
- Who is listening? How do the listeners respond to what is being said?
- If any characters aren't listening, what are they doing instead?
- Where are the characters looking at any given moment?
- When should anyone move, and how, and why?
- What difference would it make if s/he spoke the lines from somewhere else on stage?
- Is this better close to or far away from the audience?
- Should the audience be able to see his/her face at this point?
- In the longer speeches, where should there be pauses or changes of tone or emphasis?






You will also need to consider:

1. How are you going to show the audience that Macbeth and Banquo have just come from a bloody battle and that the weather is strange?
2. Are the witches standing, sitting, lying down, walking around? Try it in different ways and choose the one that you think will work best.
3. How do Macbeth and Banquo stand?
4. What response do you want the audience to have to the witches?
5. What response do you want the audience to have to Macbeth and Banquo?
6. How do you want to end the scene?
7. You will need to discuss and be prepared to explain your decisions to the class.

**Good luck!**

**MACBETH DRAMA TASK**  
**YOUR TASK IS TO SHOW ACT 1**

You must include:

-  The witches casting spells
-  Macbeth and Banquo meeting with the witches
-  Lady Macbeth and Macbeth plotting
-  Killing King Duncan
-  Gilding the faces of the servants - putting blood on their faces

**You do not have to use quotations but if you can, try to include some.**

**People in your group will need to take more than one part or role.**

**Your drama should last about five minutes.**







**Try and get started quickly once you have agreed what you are going to do.**

**You could use tableaux or freeze frame when moving from section to section in Act 1.**

**MACBETH DRAMA TASK**

**YOUR TASK IS TO SHOW ACTS 2 AND 3**

You must include:

-  Macbeth being made King
-  Macbeth ordering the death of Banquo
-  Banquo's death and Fleance's escape
-  Banquet to celebrate Macbeth being made king
-  Banquo's ghost at the banquet that only Macbeth can see.  
Macbeth seeming as if he is mad
-  Lady Macbeth taking control

**You do not have to use quotations but if you can, try to include some.**

**People in your group will need to take more than one part or role.**






**Your drama should last about five minutes.**

**Try and get started quickly once you have agreed what you are going to do.**

**You could use tableaux or freeze frame when moving from section to section in Act 2.**

**MACBETH DRAMA TASK**  
**YOUR TASK IS TO SHOW ACT 4**

You must include:

-  Macbeth's return to the witches
-  The prophecies that the witches deliver
-  Macbeth ordering the killing of Macduff
-  Killing Macduff's family
-  Macduff hearing about the death of his wife and children

**You do not have to use quotations but if you can, try to include some.**

**People in your group will need to take more than one part or role.**

**Your drama should last about five minutes.**

**Try and get started quickly once you have agreed what you are going to do.**

**You could use tableaux or freeze frame when moving from section to section in Act 4.**